



GURU GOBIND SINGH PUBLIC SCHOOL CHAS

SYLLABUS

SESSION -2024-25

STD- ONE

Subject-English

Prescribed Books:

- Oxford New Pathways: An Interactive Course in English
- Oxford New Learner's Grammar and Composition
- My Book of 21st Century Skills
- Dewdrops: A Book of Handwriting

Publisher:

- Oxford University Press
- Oxford University Press
- Ratna Sagar
- Young Horizons Publication

Months	Working Days	Chapters/Topics to be covered	Activity/Project	Art Integrated Activity/Project
April	18	<p>*Course Book: Revision one – Alphabet song Revision two – Number song Revision three – Sounds Revision four – Colours Around Us Revision five – What Shape Am I? Lesson-1 Meet My Family</p> <p>*Grammar Book: Lesson1 –Fun with letters Lesson 2- Naming Words</p> <p>*Composition: My Family</p> <p>*Workbook L- 1 Communication</p> <p>*Cursive Writing Book Page no. 3 to 15</p>	<p>Draw/Paste the picture of a family tree showing the family members. Write the name of each person near the picture.</p>	<ul style="list-style-type: none"> • Make a word chain with the last letter of the word. • Fill in the missing letters to make a Thank You card for your teacher .Colour the card. Now, arrange the letters of the word thank you in alphabetical order. (With reference to page no. 10 of 21st century skills workbook.)
May	08	<p>*Course Book: Lesson2 – Off to School Poem – Wake -Up Time Lesson 3- Fun in the Playground</p> <p>*Grammar Book: Lesson 3 – One and Many Lesson 8 – Action Words</p> <p>*Composition: My School</p> <p>*Workbook L- 2 Multidisciplinary Approach</p> <p>* Cursive Writing Book Page no. 16 to 40</p>	<p>Make a project on one – many with the help of pictures.</p>	<ul style="list-style-type: none"> • Paste the picture of four things you see in your playground.

June	09	<p>*Course Book: Lesson 4 – Sharing is Caring</p> <p>*Grammar Book: Lesson 4 –Using A and An</p> <p>Composition: Summer Season</p>	Paste the picture of any two food items you like to bring in your lunch.	<ul style="list-style-type: none"> • Paste and name any five pictures of naming words and put a / an before its name.
July	22	<p>*Course Book: Poem: Ice Cream Time Lesson 5 –The Rabbit and the Turtle</p> <p>*Grammar Book: Lesson 5- I, You, He, She, It</p> <p>Composition: My Friend</p> <p>*Workbook L- 3 Collaboration</p> <p>* Cursive Writing Book Page no.41 to 55</p>	Make an ice cream with the help of ice cream stick and colourful paper.	<ul style="list-style-type: none"> • Make a model of rabbit with the help of cotton and googly eyes. <p>(To be done in an A4 – sized white chart paper.)</p>
August	19	<p>Course Book: Lesson 6– A Walk to the Lake Poem: Save Each Drop</p> <p>Grammar Book: Lesson-6- Describing words (Continuation ...) Picture Composition Small Comprehension</p> <p>Composition: Independence Day</p> <p>*Workbook L- 4 Critical Thinking</p> <p>* Cursive Writing Book Page no.56 to 60</p>	Paste pictures to show 3 ways in which you will save water.	<p>Go on a walk around your school garden with your teacher and list the things that you see in your walk. (To be done in an A4-sized chart paper.)</p>
September	08	Revision for Half Yearly Examination		

October	15	<p>*Course Book: Lesson 7–The New Watchman</p> <p>*Grammar Book: Lesson 7–This, That, These, Those</p> <p>*Workbook L- 5 Creativity</p> <p>* Cursive Writing Book Page no.61 to 80</p>	<p>Make a project on the topic This,That, These , Those.</p>	<p>Paste the picture of your favourite pet and write 3 sentences about it.</p>
November	12	<p>*Course Book: Lesson 8– Thank You! Poem : Holiday Fun</p> <p>*Grammar Book: Lesson 9- Is, Am , Are , Has , Have Composition: Diwali</p> <p>*Workbook L- 6 Conceptual Understanding</p> <p>* Cursive Writing Book Page no.81 to 100</p>	<p>Make a colourful rangoli in your notebook.</p>	<p>Draw / Paste the picture of a sunflower and write all the magic words in its petals.</p>
December	19	<p>*Course Book: Lesson 9–Brave Debby</p> <p>*Grammar Book: Lesson 10 – In, On, Under, Near, Behind Lesson11–Capital Letters</p> <p>*Composition: Christmas</p> <p>*Workbook L- 7 Application of Knowledge</p> <p>*Cursive Writing Book Page no.101 to 110</p>	<p>Make an animal mask using colourful chart papers.</p>	<p>Make a model of prepositions: on, in, under, near, behind. (Roll no. wise). (To be done in an A4-sized chart paper.)</p>

January	17	<p>*Course Book: Lesson 10 – Come, Let us Play! *Poem: The Shell *Grammar: Lesson 12 – Comprehension Lesson 13–<u>Composition</u> *Picture Composition *Composition : Republic Day *Workbook L -8 Problem Solving *Workbook L- 9 Experiential Learning * Cursive Writing Book Page no.111 to 120</p>	<ul style="list-style-type: none"> • Make a New Year greeting card using colourful chart papers. • Find and stick or draw pictures of five things that you can see on a beach. 	Make a model of Christmas tree and decorate it.
February	10	Revision for Annual Examination		

Std-1

Subject- Mathematics

Prescribed Course Book : - New Maths Explorer

Prescribed Mental Maths Book : - Math-e-Magic


My Book OF 21st Century Skills

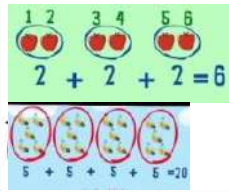

Publication: - Krti Prakashan PVT. Ltd



Publication: - Rohan Book Company PVT. LTD

Publication :-Ratna SagarPVT. LTD

Months	Work ing Days	Chapters/Topics to be covered	<u>Math-e-Magic</u>	<u>My Book Of 21st Century Skills</u>	Activity/Project	Art Integrated Activity/Project
April	18	<p>Unit – 1 Revision Let's Revise •Bigger and Smaller •Taller and Shorter Wider and Narrower Longer and Shorter Thicker and Thinner Heavier and Lighter Farther and Nearer More Than and Less Than Odd One Out: Same and Different Unit – 1 :Revision (Worksheet) Unit – 2 Numbers up to 20 Counting of numbers from 1 to 9</p>	Ex - 1 to 9 and Mental Speed-1	Ch- 1 Numbers upto 20	<p>To show the concept of comparison using examples from our surroundings i.e pencils, crayons etc.</p> <p>To show the comparison of numbers by using colourful buttons or small colourful beads.</p>	<p>Make a model of some different things/ shapes to show the concept of comparison.</p> <p>Dip the end of a bhindi in paint and use it to print as many times as the answer.</p>

		<p>The concept of zero Counting of numbers from 1 to 10 Counting of numbers from 11 to 20 Before and After In Between Comparison of numbers Smallest and biggest numbers Increasing order and Decreasing order Tables – 0 and 1 Unit – 2 : Numbers up to 20 (Worksheet)</p>				
May + June	8 + 9	<p>Unit- 3 Addition of numbers up to 20 Addition of numbers by counting objects Addition of numbers on a number line Addition of numbers by drawing vertical lines Vertical addition Addition of three numbers Addition of numbers by counting objects Addition of numbers on a number line Addition of numbers by drawing vertical lines Addition of three numbers Word problems Tables – 2 and 3 Unit – 3: Addition of numbers up to 20 (Worksheet)</p>	<p>Ex – 10-20 and Mental Speed 2-3</p>	<p>Ch – 2 Addition and Subtraction up to 10</p>	<p>To show the number names (1-10) make paper chains with colourful paper.</p> <p>To show Addition with the help of pictures.</p>	<p>To show the addition with the help of colourful papers/origami paper.</p> 
July	22	<p>Unit- 4 Subtraction of Numbers up to 20 <ul style="list-style-type: none"> Subtraction of numbers by taking away objects Vertical subtraction (with objects) Subtraction of numbers on a number line <ul style="list-style-type: none"> Subtraction of numbers in a Row (vertical lines) <ul style="list-style-type: none"> Vertical Subtraction (by vertical lines) <ul style="list-style-type: none"> Word Problems. Unit – 4 :Subtraction of Numbers up to 20 (Worksheet) Unit- 5 Numbers up to 100 <ul style="list-style-type: none"> Counting of numbers from 21 to 30. Counting of numbers from 31 to 40 Counting of numbers from 41 to 50 Read aloud the numbers 1 – 100 <ul style="list-style-type: none"> Skip counting Before and After In between Greater than, Less than and Equal to Increasing order Decreasing order Odd and Even numbers Expanded form of a number Tables – 4 and 5 Unit – 5: Numbers up to 100 (Worksheet)</p>	<p>Ex – 21-30 and Mental Speed- 4-5</p>	<p>Ch – 4 Addition and Subtraction upto 20</p> <p>Ch- 5 Numbers up to 100</p>	<p>To show subtraction with the help of pictures. Make a model of abacus with the help of colourful beads or balls.</p>	<p>To show the subtraction with the help of colourful papers/origami paper.</p>

August	19	<p>Unit - 6 Addition of numbers up to 99</p> <ul style="list-style-type: none"> • Addition of two numbers • Addition of three numbers • Addition Property • Word Problems <p>Unit – 6 :Addition of numbers up to 99 (Worksheet)</p> <p>Unit – 12 Geometrical Shapes</p> <ul style="list-style-type: none"> • Common Shapes Table of 6 <p>Unit – 12: Geometrical Shapes (Worksheet)</p>	Ex – 31-40	<p>Ch- 3</p> <p>Shapes and Patterns</p> <p>Ch- 7</p> <p>Addition and Subtraction upto 100</p>	<p>To show the addition of numbers on the umbrella with the help of colourful stars.</p>	<p>To make groups of hundreds, tens and ones to form 2-digit numbers using stars.</p> <p>Write the names of three different plane shapes that you see inside your classroom.</p>
September	08	Revision for Half Yearly Examination				
October	15	<p>Unit -7 Subtraction of numbers up to 99</p> <ul style="list-style-type: none"> • Subtraction of One- Digit numbers • Subtraction of Two-digit numbers • Word Problems <p>Unit – 7 :Subtraction of number up to 99 (Worksheet)</p> <p>Unit- 8 Multiplication of Numbers</p> <ul style="list-style-type: none"> • Skip counting • Multiplication as repeated addition • Multiplication tables • Word Problems <p>Table of 7</p> <p>Unit – 8: Multiplication of Numbers (Worksheet)</p>	Ex – 41-44	<p>Ch- 8</p> <p>Learn to Multiply</p>	<p>To show the concept of multiplication in the form of repeated addition by using various types of Petals, circles, triangles etc.</p> <p>To show subtraction with the help of pictures.</p>	<p>To show the concept of multiplication by repeated addition.</p> 
November	12	<p>Unit- 9 Ordinal Numbers</p> <ul style="list-style-type: none"> • Ordinal numbers up to Tenth • Ordinal numbers up to Twentieth • Table of 8 <p>Unit – 9 : Ordinal Numbers (Worksheet)</p>	Ex- Mental Speed 6-9	Ch- 10 Data Handling	<p>Paste the picture of 5 different colours of kites and write their positions in ordinal numbers</p>	<p>To show the ordinal numbers with the help of straws and colourful papers .</p>
December	19	<p>Unit – 10 Money</p> <ul style="list-style-type: none"> • Coins and Currencies • Word Problems <p>Table of 9</p> <p>Unit – 10 :Money (Worksheet)</p>	Ex- 45 -48	Ch- 9 Time and Money	<p>To paste the pictures of Indian notes and coins.</p>	<p>To paste the pictures of different currency notes.</p> 

January	17	Unit – 11 Time ●Read the Time Hours and Minutes ●Days in a week ●Months in a year Table of 10 Unit – 11 :Time (Worksheet)	Ex – Mental Speed 10-12	Ch – 6 Measurement	Make a model of working clock. Make a table calendar of the current year and colour the dates representing the birthdays of your family members. ●Note the time taken by you for various Daily activities from morning to night, on a certain day .	To make a model of working clock.  
February	10	Revision for Annual Examination				



STD : 1


SUBJECT : E.V.S

SESSION : 2024–25

PRESCRIBED BOOK :- Our Green World 1
 PRESCRIBED BOOK :- My Book of 21st Century Skills

Publication :- Good Luck Publishers Limited
 Publication :- Ratna Sagar P. Ltd.

MONTH	NO.OF WORKING DAYS	CHAPTERS / TOPICS TO BE COVERED	ACTIVITY / PROJECT	ART INTEGRATED ACTIVITY
APRIL+ MAY	18 + 08	<u>Our Green World 1</u> Unit 1 : MY BODY AND ME L -1 About Me L -2 My Body Parts L -3 Functions of Our Body Parts L -4 Keeping Clean <u>My Book of 21st Century Skills</u> L -1 My Body	Draw and colour your favourite flower on a card for your mother and write HAPPY MOTHER'S DAY. Paste the picture of four things that we use to keep our body clean.	Make an identity card with the help of card board. 
JUNE	09	<u>Our Green World 1</u> Unit 2 : MY NEEDS L -5 Our Clothes Revision Exercise 1 <u>My Book of 21st Century Skills</u> L -2 Food and Clothes	Cut out the pictures of different types of clothes and paste them in your scrapbook.	Paste the picture of different uniform we see in our neighbourhood. 
JULY	22	<u>Our Green World 1</u> Unit 2 : MY NEEDS L -6 Our Food L -7 Water L -8 Air <u>My Book of 21st Century Skills</u> L -2 Food and Clothes (Cont...)	Paste the picture of any four fruits and vegetables.	Paste the picture of different meals we eat in a day. Paste the picture of different sources of water and make a pinwheel (firki) with papers.

AUGUST	19	<u>Our Green World 1</u> Unit 2 : MY NEEDS L -9 Safety Rules Unit 3 : MY FAMILY L -10 My Family Revision Exercise 2 Test Paper 1 <u>My Book of 21st Century Skills</u> L -4 Family and Home	Make a family tree and paste the picture of your family members in your scrapbook.	Make a model of Traffic Lights. Paste the picture of different road sign in your notebook.
SEPTEMBER	08	REVISION FOR HALF YEARLY EXAM	REVISION FOR HALF YEARLY EXAM	REVISION FOR HALF YEARLY EXAM
OCTOBER	15	<u>Our Green World 1</u> Unit 3 : MY FAMILY L -11 My Home L -12 Our Festivals L -13 Important Places in our Neighbourhood <u>My Book of 21st Century Skills</u> L -5 Fun and Festivals	Paste the picture of four different festivals.	Make a Rangoli with the help of different shapes, beads and colours.
NOVEMBER	12	<u>Our Green World 1</u> Unit 4 : MY NEIGHBOURHOOD L -14 People Who Help Us L -15 My School Revision Exercise 3 <u>My Book of 21st Century Skills</u> L -6 People and Places	Collect pictures of four people who work in your neighbourhood and paste them in your notebook.	Paste the picture of different Neighbourhood Places in your Scrap Book. Paste the picture of your School and write few lines about it in your Scrap Book.
DECEMBER	19	<u>Our Green World 1</u> Unit 5 : TRANSPORT AND COMMUNICATION Unit 6 : LIFE AROUND US L -16 Means of Transport and Communication L -17 Plants Around Us L -18 Animals Around Us Revision Exercise 3 <u>My Book of 21st Century Skills</u> L -7 Animals and Plants	Paste the picture of different types of animals and different Means of Transport in your notebook.	Make a small plant with the help of colourful papers and show its different parts : 
JANUARY	17	<u>Our Green World 1</u> Unit 7 : OUR WORLD L -19 The Sun, Moon and Stars L -20 Our Earth Revision Exercise 4 Test Paper 2 <u>My Book of 21st Century Skills</u> L -8 All Around Us	Paste the picture of three activities to show how to take care of the Earth in your notebook.	Make the model of Sun, Moon and Stars with the help of glitter papers. Make a day and night sky with the help of different shapes in the chart paper.
FEBRUARY	10	REVISION FOR FINAL EXAM	REVISION FOR FINAL EXAM	REVISION FOR FINAL EXAM

Subject - Gk

Prescribed Book-New Knowledge Expert with encyclopedia Book 01 Publisher - Spark Education.

Month	No.of working days	Topics to be taught Page number	Lessons
April	18	7,8,9,10	Unit -1 (Nature) 1.Animal Names 2.Animal Homes 3.Baby Animals 4.Our green Friends
May	08	11,12,13	5.Vegetables 6.Beauty of Garden 7. Delicious Fruits
June	09	14,15,16	8.Trees and Plants Unit -2 (Language and Literature) 9.In Groups
July	22	17,18,19,20,21,22	10. Good Manners 11.Pairing Words 12. Action words 13.Fables,Tales and Rhymes 14.Round Up -1
August	19	23,24,25,26	Unit -3 (India And The World) 15.People of Our Country 16.Time to Celebrate 17.People of the World
September	08	Revision	
October	15	27,28,29,30,31	18.Let Us Travel 19.Countries, Capitals and Currencies Unit -4 (Sports And Entertainment) 20. Let Us Play 21.Sports Personalities
November	12	32,33,34,35,36,37	22.Games-Indoor and Outdoor 23.Music Fun 24.Olympics and Paralympics 25.Cartoon Network 26.Round Up-2
December	19	38,39,40,41,42	Unit -5 (Science And Our Surroundings) 27.Body Parts 28.Our Senses 29.My Home 30.Different kinds of Touch
January	17	43,44,45,46,47	31.Neighbourhood Services

			32.Helping Friends 33.Means of Transport 34. Road Signs 35.Round Up-3
February	10	Revision	

Subject: Moral Science

Prescribed book: Values for good life


Publisher: Gurukul Publication (P) Ltd.

Months	No. of working days	Topics to be covered	Activity/ Project
April	18	Lesson 1. (Being honest)	Draw or paste the picture of Emblem. Draw or paste the picture of Mahatma Gandhi.
May	08	Lesson 2. (Being cheerful)	Craft:- A smile is a sign of love, care , cheer, trust, joy, hope. (Make a pot of smile)
June	09	Lesson 3.(Being clean and tidy)	Poster:- How should we keep our body clean? Make a dustbin with the help of carton boxes .
July	22	Lesson 4. (Love for family)	Make a family tree and paste the picture of your family members.
August	19	Revision of all the topics.	Make a first aid box with the help of shoe box.
September	08	Revision of Half Yearly Examination.	
October	15	Lesson 5. (Love your neighbours)	Make a wall hanging and write your neighbour's name on it.
November	12	Lesson 6. (Love mother nature)	Paste the pictures of – God of fire, God of air, God of water. Draw or paste 'Save nature' based project on a chart paper.
December	19	Lesson 7.(Love for God)	Make puppets for showing the love for god .
January	17	Revision of all the topics	Learn the poem:- “ Thank you God “
February	10	Revision of Annual Examination.	

Subject – Computer Science

Prescribed book- TOUCHPAD Plus Ver.2.1

Publisher-Orange Education Pvt.Ltd.

Months	No. of Working Days	Chapter/ Topics to be taught	Project / Activity
April	18	Chapter-1 Computer – A Smart Machine	*Collect the pictures of places where computers are being used. *Prepare a model of monitor and CPU.
May+June	08+09	Chapter- 2 Parts of a Computer	*Collect the picture of different parts of computer and paste them in the scrap book.
July	22	Chapter -3 The Keyboard and The Mouse	*Prepare a model of keyboard. *Prepare a model of mouse showing its different buttons.
August	19	Chapter -4 Let's Type in Rapid Typing	Paste/Draw the picture of Rapidtyping Window and label it's parts.
September	08	Revision + Half yearly Examination	
October	15	Chapter -5 Tux Paint	*Write the names of the parts of Tux Paint window in scrapbook.
November	12	Chapter -6 Let us Draw in Paint	*Paste the different types of shapes in scrapbook: For example – square, rectangle, circle and triangle
December	19	Chapter -7 Reasoning and Critical Thinking	 Colour the shapes as per the given hints.
January	17	Chapter-8 Introduction to Artificial Intelligence.	*Collect the pictures of five natural things and Artificial things.
February	10	Revision for Final Exam	

SUBJECT- DRAWING

MONTHS	WORKING DAY	BOOK WORKS (Book name :CREATIVE MINDS-1, Gangaram Prakashan) (Page no. and topic)	DRAWING COPY WORK
APRIL	18	Pg.3-Corn on the Cob, Pg.4-Pikachoo, Pg.5-Magical Whale	SUNFLOWER
MAY	08	Pg.6-Winkie the Fox, Pg.-7City Car,	COCK
JUNE	09	Pg.8-Fiery Dragon, Pg.9-Water Horse, Pg.10-Little Boy	PEACOCK

JULY	22	Pg.11-Candy Jar, Pg.12-Cartoon Time, Pg.13-Party Hat	DOG
AUGUST	19	Pg.14-The Hungry Cat, Pg.15-Beautiful Rainbow, Pg.16-Colourful Balloons, Pg.17-Pattern	ELEPHANT
SEPTEMBER	08	Pg.18-Joe and Simba, Pg.19-Hot-Air Balloon, Pg20-Catch the Tails, Pg.21-Lazy Owl	VILLAGE SCENE
OCTOBER	15	, Pg.24-Barney the Turtle, Pg.25-Googly Eyed Crocodile, Pg.26Fighting Virus	A BOY
NOVEMBER	12	Pg.27-Little Cow , Pg.29-Healthy Fruits, Pg.31-Lots in Space,	A GIRL
DECEMBER	19	Pg.32-Aluminium Robot, Pg.33-The Fox and Crow, Pg.34-Paper Tree, Pg.35-Water Bird	ROSE WITH NEW YEAR CARD
JANUARY	17	Pg.36-National Flower, Pg.37-Happy Crocodile,Pg.41-Toy Shopping	KITE FLYING
FEBRUARY	10	REVISION	REVISION

Subject: Music

MONTH	NO. OF WORKING DAYS	TOPICS TO BE COVERED
APRIL	18	Basic Knowledge of music related term . Practical- Alankar
MAY	08	Basic Knowledge of music related term . Practical- School Prayer and National Anthem
JUNE	09	Basic Knowledge of music related term . Practical- Kids English Rhymes with music.
JULY	22	Basic Knowledge of music related term. Practical- kanha Bhajan.

AUGUST	19	Basic Knowledge of music related term . Practical- Patriotic Song
SEPTEMBER	08	Basic Knowledge of music related term . Practical- Music Grade
OCTOBER	15	Basic Knowledge of music related term . Practical- Playing swars on Harmonium .
NOVEMBER	12	Basic Knowledge of music related term . Practical- Guru Nanak Shabad.
DECEMBER	19	Basic Knowledge of music related term . Practical-Kaharwa Taal.
JANUARY	17	Basic Knowledge of music related term . Practical- Ram Bhajan
FEBRUARY	10	Basic Knowledge of music related term . Music Grade.

Subject - physical education , s t d - 1

- 1.physical fitness and exercise
2.Respective commands practice 3.sports and games

Month	No of working days	Topics to be coverd
April	18	Respective commands practice
May	08	Yoga and exercise
June	09	Bedminton, kho kho
July	22	Football, Rope skkiping
August	19	Kabaddi, volleybal
September	08	ludo and carrom
October	15	marshal art , judo
November	12	Badminton, carrom
December	19	preparation of annual sports
January	17	Yoga and exercise
February	10	Exercise and yoga

