

Guru Gobind Singh Public School

Bokaro /Chas/Dhanbad



Syllabus

2025 – 26

Class: One

Class : 1

Subject : English

Prescribed Books:

- New Mulberry English Course: Oxford University
- Oxford Learner's Grammar and Composition
- Dewdrops: A Book of Handwriting

Publisher:

- Oxford University Press
- Oxford University Press
- Young Horizons Publication

Months	Working Days	Chapters/Topics to be covered	Activity/Project	Art Integrated Activity/Project
April	17	* Course Book: L-1 The Adventure of Goldilocks L-2 Toodle and Trumpets Poem: Slowcoach * Grammar Book: L-1 Fun with Letters L-2 Naming words *Cursive Writing Book: Page no. 1 to 15	1.Paste 2 pictures of each : a) Special names b) Common names 2.Paste the picture of 5 animals and write the sound they make:	1.Paste 5 different rooms of the house and name them. 2.Make a teddy bear with the help of cardboard and colour ful chart paper.
May	07	*CourseBook: L-3 Worm land *GrammarBook: L-3 One and Many *Composition: My School *Cursive Writing Book Pageno.16 to 40	Make A Project On: 1.One–Many with the help of pictures. 2.Paste the picture of animals along with their homes and name them. 3.Paste the picture of your school.	1.With the help of colourful chart paper make a model of 'Earth worm'. 2.Find out and paste the picture of two living things that live in soil.

June	12	<p>*CourseBook: L-4 The Kite and The Kitten</p> <p>*GrammarBook: L-4 Using A and A</p> <p>Picture Composition: Composition: Summer Season</p>	1.Paste the picture of your favourite things that you like to eat and drink in summer season.	1.Paste and name any 5 pictures of naming words and put (A/An) before it's name.	2.Make a model of a kite with the help of chart paper, thread and paste it in your note book	
July	24	<p>*CourseBook: Poem: Out In The Garden L-5 The Caterpillar Who Got Lost</p> <p>*GrammarBook: L-5- I,You,He,She,It</p> <p>Comprehension : *CursiveWritingBook Pageno.41 to 55</p>	1. Paste the picture of your favourite animal and write few lines about it.	1.Make a model showing I, You, He, She, It	2.Paste / Draw photographs of your family members on the family tree. Then, write who it is under each picture and write(He or She)correctly for each picture. (To be done in an A4–sized white chart paper.)	
August	21	<p>Course Book: L- 6 Poppins in Snowland Poem: The Blackbird</p> <p>Grammar Book: L-6 Describing Words</p> <p>Picture Composition: Composition: Independence Day</p> <p>Comprehension: *Cursive Writing Book Pageno.56 to 60</p>	1.Paste the picture of 3 things you need on a winter's day.	1.Go and walk around the park with your parents and list the things that you see in your walk.	(To be done in an A4-sizedchart paper.)	
			2.Draw/Paste the picture of a colourful kite and write 6 describing words on its tail.	2.With the help of black coloured chart paper and goggly eyes make a model of a bird.		
September	07	Revision for Half Yearly Examination.			--	--

October	13	<p>*CourseBook: L-7 The Ant and the Grasshopper L-8 The Belly and the Members</p> <p>*GrammarBook: L- 7 This, That,These,Those Comprehension:</p> <p>*CursiveWritingBook Pageno.61to80</p>	<p>1. Look at all the things in your class room, including your friends sitting nearby or further away. Now, use this /that/these/those to describe your classroom.</p>	<p>1.Made a model of This/That/These/Those using coloured chart paper.</p> <p>2.Paste the picture of a grasshopper. Made it with help of green coloured chart paper.</p> <p>3. Paste the picture of 5 different ways in which you take care of your body.</p>
November	17	<p>*CourseBook: Poem : Moon and Stars L-9 A Big Parcel</p> <p>*GrammarBook: L-8 Action Words Composition: Diwali Picture Composition:</p> <p>*CursiveWritingBook Pageno.81to100</p>	<p>1.Draw /Paste a colourful rangoli in the note book.</p> <p>2. Made /Draw a picture of stars and moon on a black chart paper and cotton.</p>	<p>1.Draw/Paste the picture of a sunflower and write 5 action words on its petals.</p> <p>2.Draw a picture of stars and moon on black chart and decorate it with cotton.</p>
December	19	<p>*CourseBook: L-10 The Old Man and His Sons Poem: The Beehive</p> <p>*GrammarBook: L-9 Is, Am, Are, Has, Have L-10 In, On, Under, Near, Behind</p> <p>*Composition:Christmas</p> <p>*Cursive Writing Book Pageno.101 to 110</p>	<p>1. Paste a picture of christmas tree and decorate it.</p> <p>2.Make a model of : Is, Am, Are, Has, Have (Roll no. wise) and paste it in your note book.</p>	<p>1.Make a model of prepositions: on,in,under,near,behind.(Rollno.wise). (To be done in an A4-sized chart paper.)</p> <p>2.Make a book mark of the rectangular shape and decorate it. Write the given quotation. " Strength in Unity".</p>

January	14	<p>*CourseBook: <u>L-11 Who Pulled the King's Beard?</u> <u>L-12 Comprehension</u> <u>L-13 Composition</u> *PictureComposition <u>*Composition:</u> Winter Season Comprehension : *CursiveWritingBook Pageno.111to120</p>	<p>1.Make a new year greeting card and decorate it.</p> <p>2. In the story, King Akbar and Birbal are good friends. With the help of your teacher, make friendship band.</p>	<p>1.Make a model of bee hive using thread.</p>
February	05	Revision for Annual Examination	Revision	Revision



कक्षा - 1

विषय - हिंदी

निर्धारित पुस्तकों की तालिका :-

- शिखर हिंदी पाठ्यपुस्तक भाग -1
- व्याकरण वाटिका भाग -1

प्रकाशक

सृजन पब्लिशर्स प्रा . लि .

मधुबन एजुकेशन बुक

मास	कार्य दिवसों की संख्या	पाठ	रचनात्मक गतिविधि	कला एकीकरण
अप्रैल + मई	17 + 07	<p>पाठ्यपुस्तक</p> <p>पाठ -1 वर्णों की रेलगाड़ी</p> <p>पाठ-2 शब्द बोध</p> <p>पाठ -3 मात्रा बोध (पृष्ठ संख्या 22 से 30)</p> <p>आ की मात्रा (ा), इ की मात्रा (ि), ई की मात्रा (ी), उ की मात्रा (ु), ऊ की मात्रा (ूर्), ऋ की मात्रा (ृ)</p> <p>व्याकरण :-</p> <p>पाठ -1 हमारी भाषा</p> <p>पाठ - 2 हमारी वर्णमाला</p> <p>निबंध - ग्रीष्म ऋतु , आम</p> <p>पाठ्यपुस्तक</p>	<p>*गर्मी में मिलने वाले फलों तथा पेय पदार्थों के चित्र चिपकाकर नाम लिखो ।</p> <p>*आम का चित्र बनाकर उसके बारे में पाँच वाक्य लिखो।</p> <p>*मोर का चित्र बनाकर उसके पंखों पर ' ए, ऐ , ओ , औ</p>	<p>*रंगीन कागज की सहायता से कछुआ बनाकर उसके ऊपर आ से औ तक के स्वर और मात्राएँ लिखो।</p> <p>* पाँच पशुओं तथा पाँच पक्षियों के चित्र कॉपी में चिपकाओ।</p>
जून	12			

जुलाई	24	<p>पाठ - 3 मात्रा बोध (पृष्ठ संख्या 31 से 37) , ए की मात्रा (े) , ऐ की मात्रा (ै) , ओ की मात्रा (ो) , औ की मात्रा (ौ) , अनुस्वार (ँ)</p> <p>व्याकरण :- पाठ - 3 मात्राएँ</p> <p>पाठ्यपुस्तक पाठ - 3 मात्रा बोध (पृष्ठ संख्या 38 से 41) चंद्रबिंदु की मात्रा (ँ) , विसर्ग की मात्रा (:)</p> <p>पाठ - 4 संयुक्ताक्षर</p> <p>व्याकरण :- पाठ - 4 शब्द और वाक्य पाठ - 5 किसे क्या कहते हैं (संज्ञा) लड़का - लड़की (लिंग) , एक - अनेक (वचन) निबंध - वर्षा ऋतु</p> <p>पाठ्यपुस्तक पाठ - 5 मेरे बारे में पाठ - 6 सारी दुनिया मेरी है (कविता) पाठ - 7 दादा जी ने उगाए शलजम</p> <p>व्याकरण :- पाठ - 6 नाम की जगह (सर्वनाम)</p> <p>निबंध - स्वतंत्रता दिवस , रक्षाबंधन</p>	<p>‘ की मात्रा वाले शब्द लिखो </p> <p>*संयुक्ताक्षर वाले पाँच चित्र चिपकाकर नाम लिखो </p>	<p>*रंगीन पेपर की सहायता से पतंग बनाकर सजाओ </p>
अगस्त	21	<p>पाठ - 4 शब्द और वाक्य पाठ - 5 किसे क्या कहते हैं (संज्ञा) लड़का - लड़की (लिंग) , एक - अनेक (वचन) निबंध - वर्षा ऋतु</p> <p>पाठ्यपुस्तक पाठ - 5 मेरे बारे में पाठ - 6 सारी दुनिया मेरी है (कविता) पाठ - 7 दादा जी ने उगाए शलजम</p> <p>व्याकरण :- पाठ - 6 नाम की जगह (सर्वनाम)</p> <p>निबंध - स्वतंत्रता दिवस , रक्षाबंधन</p>	<p>*एक वृक्ष का चित्र बनाकर उसमें अपने परिवार के सदस्यों के चित्र चिपकाओ </p>	<p>*चार्ट पेपर पर शलजम का चित्र बनाकर उसे पेंसिल के छिलकों से सजाओ </p>
सितंबर	07	<p>व्याकरण :- पाठ - 6 नाम की जगह (सर्वनाम)</p> <p>निबंध - स्वतंत्रता दिवस , रक्षाबंधन</p>	<p>अर्धवार्षिक परीक्षा</p>	

अक्टूबर	13	<p>पुनरावृत्ति - कार्य (अप्रैल से अगस्त तक)</p> <p>पाठ्यपुस्तक - पाठ 1 से 7 तक</p> <p>व्याकरण - पाठ 1 से 6 तक</p> <p>निबंध , चित्र - लेखन , अपठित गद्यांश</p>	<p>* पाँच विशेषता बताने वाले चित्र कॉपी में चिपकाकर नाम लिखो ।</p>	<p>*रंगीन पेपर से मुरगी और चूजे का चित्र बनाकर कॉपी में चिपकाओ ।</p>
नवम्बर	17	<p>पाठ्यपुस्तक</p> <p>पाठ -8 अमरुद बन गए आम (कविता)</p> <p>पाठ - 9 लालू और पीलू</p> <p>व्याकरण :-</p> <p>पाठ - 7 कैसा - कितना (विशेषण)</p> <p>निबंध - दशहरा</p>	<p>जैसे :- आम - पीला</p> <p>पेड़ - ऊँचा</p> <p>कमल- गुलाबी</p> <p>*पाँच क्रिया शब्द और उनके चित्र चिपकाओ।</p>	<p>*मिट्टी (क्ले) की सहायता से दीया बनाकर सजाओ।</p>
दिसम्बर	19	<p>पाठ्यपुस्तक</p> <p>पाठ - 10 कौन सिखाता है (कविता)</p> <p>पाठ - 11 छुटकी उल्ली</p> <p>व्याकरण :-</p>		
जनवरी	14	<p>पाठ - 8 करना है कुछ काम (क्रिया)</p> <p>निबंध - दीपावली</p>	<p>*हाथी का चित्र चिपकाकर उसके बारे में तीन वाक्य लिखो।</p>	<p>*चार्ट पेपर पर उल्टे अर्थ वाले पाँच चित्रों को चिपकाओ।</p>

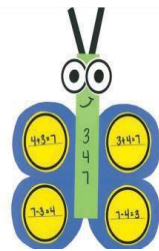
Subject- Mathematics

- Prescribed Course Book : - Maths Beyond
- Prescribed Mental Maths Book : - Math-e-Magic

Publication: - P.P Publications

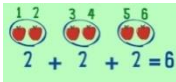
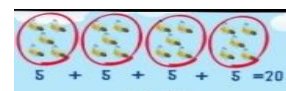

Publication: - Rohan Book Company PVT. LTD


Months	Working Days	Chapters/Topics to be covered	<u>Math-e-Magic</u>	<u>Worksheet</u>	Activity/Project	Art Integrated Activity/Project
April	17	<p>Chapter– 1 Numbers up to 20</p> <ul style="list-style-type: none"> • Number names • Zero • Place Values • Building Numbers • Before, Between and After • Using the number strip • Equal to • Ordering Numbers <p>* Activity ,Higher- order skills, project Just for Fun ,Mental Maths A Value For Me, Life Skills, Art Intriguation, Chapter Revision</p> <p>Chapter– 2 Addition up to 10</p> <ul style="list-style-type: none"> • Adding by Counting Forward • Adding zero • Adding 1 • Facts of Addition • Vertical Addition • Order of Addition • Adding three numbers • Project, Activity,Just for Fun, Higher -order Skills, Maths 	<p>Ex - 1 to 9 and Mental Speed-1</p>	<p>•Worksheet et 1&2</p>	<ul style="list-style-type: none"> ♦ To show the concept of comparison using examples from our surroundings i.e pencils, crayons etc. ♦ To show the comparison of numbers by using colourful buttons or small colourful beads. 	<ul style="list-style-type: none"> ♦ Make a model of some different things/ shapes to show the concept of comparison. ♦ Dip the end of a bhindi in paint and use it to print as many times as the answer.

		inStory, <ul style="list-style-type: none"> • Mental Maths, Life Skills, • Chapter Revision • Tables – 0 and 1 		Worksheet 3 &4		
May + June	7 + 12	Chapter- 3 Subtraction up to 10 * Subtraction by counting Backward <ul style="list-style-type: none"> • Subtracting zero • Subtracting a number from itself. • facts of Subtraction. • Vertical Subtraction. • Higher -order Skills, Project, Maths in Story, Mental Maths,A Value For Me,Just For Fun • Chapter Revision .Tables – 2 and 3 •Chapter– 3: Subtraction up to 10 Chapter -4 Shapes and Patterns • Plane shapes, Same size, Solid Shapes, Straight and Curved lines, • Rolling & Sliding, Patterns 	Ex – 10-20 and Mental Speed 2-3	<ul style="list-style-type: none"> •Worksheet 5 & 6 •Worksheet 7 & 8 	To show the number names (1-10) make paper chains with colourful paper. To show Addition with the help of pictures.	<ul style="list-style-type: none"> ♦ To show the subtraction with the help of colourful papers/origami paper.  <p>Draw and colour different types of plane & solid shapes</p>

July	24	<p>Chapter- 5 Addition and Subtraction of up to 20</p> <ul style="list-style-type: none"> • Add by making 10 • Adding by counting Forward <ul style="list-style-type: none"> • Adding 10 • Adding 2- digit and 1- digit Numbers • Subtraction • Subtraction by Counting Backwards <p>Chapter –6 Numbers up to 50</p> <ul style="list-style-type: none"> • Making Tens • Before, Between and After • Comparing Numbers • Ordering Numbers <ul style="list-style-type: none"> • Building Numbers <p>Higher -order Skills, Project, Maths in Story, Mental Maths, A Value For Me, Just For Fun Chapter Revision . Tables – 4 and 5</p>	<p>Ex – 21-30</p> <p>and Mental Speed- 4-5</p>	<p>Worksheet 9, 10,11 & 12</p>	<ul style="list-style-type: none"> ♦ To show subtraction with the help of pictures. ♦ Make a model of abacus with the help of colourful beads or balls. 	<ul style="list-style-type: none"> ♦ To show the subtraction with the help of colourful papers/origami paper.
August	21	<p>Chapter - 8 Numbers up to 100</p> <ul style="list-style-type: none"> • Making Tens • Building numbers • Before, Between and After • Comparing Numbers <ul style="list-style-type: none"> • Ordering Numbers 	<p>Ex – 31-40</p>	<p>Worksheet 15 & 16</p>	<ul style="list-style-type: none"> ♦ To show the addition of numbers on the umbrella with the help of colourful stars. 	<p>To make groups of hundreds, tens and ones to form 2-digit numbers using stars.</p> <p>Write the names of three different plane</p>

		Tables of 6 Higher -order Skills, Project, Maths in Story, Mental Maths, A Value For Me, Just For Fun				shapes that you see inside your classroom.
September	07	Revision for Half Yearly Examination				
October	13	<p>Chapter -9 Addition and Subtraction up to 100</p> <ul style="list-style-type: none"> • Adding of 2- digit and 1- digit numbers • Adding 2- digit numbers • Adding Tens <ul style="list-style-type: none"> • Subtracting a 1- digit number from a 2- digit numbers • Tables of 7 • Higher -order Skills, Project, Chapter Revision, Mental Maths ,A Value For Me, Just For Fun 	Ex – 41-44	• Worksheet 17 & 18	<ul style="list-style-type: none"> ♦ To show the addition on a umbrella with colourful beads or stars. ♦ To show subtraction with the help of pictures. 	<ul style="list-style-type: none"> ♦ To show the concept of addition and subtraction on the number line.

November	17	<p>Chapter- 7 Measurement & Chapter -10 Learning Multiplication</p> <ul style="list-style-type: none"> Measuring Length, Weight, Capacity Multiplication Table, Skip Counting, Repeated Addition Table of 8 <ul style="list-style-type: none"> Higher -order Skills, Project, Mental Maths, A Value For Me, Just For Fun 	Ex- Mental Speed 6-9	<p>Worksheet 13,14,19 & 20</p>	<ul style="list-style-type: none"> Paste the picture of 5 different colours of kites and show them as repeated addition. * To show the concept of multiplication in the form of repeated addition by using various types of Petals, circles, triangles etc. 	<ul style="list-style-type: none"> To show the multiplication numbers with the help of colourful papers strips and bins. Paste the picture of different types of containers which holds least to most  
December	19	<p>Chapter– 12 Money</p> <ul style="list-style-type: none"> Coins Notes <p>Table of 9 Higher -order Skills, Project, Maths in Story, Mental Maths ,A Value For Me ,Just For Fun Chapter Revision</p>	Ex- 45 -48	Worksheet 23 & 24	To paste the pictures of Indian notes and coins.	<ul style="list-style-type: none"> To paste the pictures of different currency notes. 

January	14	Chapter – 11 Time <ul style="list-style-type: none"> • Parts of the Day • Telling Time • Days of the week • Months of the year Table of 10 Higher -order Skills, Project, Maths in Story, Mental Maths,A Value For Me,Just For Fun Chapter Revision .	Ex – Mental Speed 10-12	Worksheet2 1 & 22	<ul style="list-style-type: none"> • Make a model of working clock. • Make a table calendar of the current year and colour the dates representing the birthdays of your family members. • Note the time taken by you for various Daily activities from morning to night, on a certain day . 	<ul style="list-style-type: none"> ♦ To make a model of working clock. 
February	05	Chapter -13 Data Handling Data Making a List Worksheet 25 to 28 Revision for Annual Examination		Worksheet 25 to 28		Make a list of things of your classroom.

SUB: EVS**PRESCRIBED BOOK :- EVS****Publication :- Bharti Bhawan (P & D)**

MONTH	NO.OF WORKING DAYS	CHAPTERS / TOPICS TO BE COVERED	ACTIVITY / PROJECT	ART INTEGRATED ACTIVITY
APRIL+ MAY	17 + 07	L -1. My Body L -2. More About Me L -3. My Family	<ul style="list-style-type: none">● Paste / Draw the five sense organs.● Talk about your last birthday celebration.● Talk about your likes and dislikes.● Make a wind chime or a Family Tree using photographs of your family members.	<ul style="list-style-type: none">◆ Body parts' song.◆ Show and Tell (about your favourite toy, fruits, vegetables, games etc.)◆ Mirror activity (How we are different from others.)
JUNE	12	L - 4. The Food We Eat	<ul style="list-style-type: none">● Practice Table Manners (We should follow table manners at the dining table while eating our food.)	<ul style="list-style-type: none">◆ Drama (Healthy food versus Junk food)
JULY	24	L - 5. Water L - 6. Air	<ul style="list-style-type: none">● Draw/Paste two habits that: i) waste water. ii) save water.◆ Make a poster with the slogan "Green and Clean Earth."	<ul style="list-style-type: none">● Discuss about the: i) colour of water. ii) shape of water.● Make a paper fan with the help of your teacher. Feel the air using the fan.

AUGUST	21	L - 7. The Clothes We Wear L - 8. Our Houses Test - 2	<ul style="list-style-type: none"> • Make a paper shirt by using colourful paper. • Paste the pictures of the people who wear uniforms for special kinds of jobs. • Make a house by using colourful paper and cardboard. 	<ul style="list-style-type: none"> ◆ Show and Tell ◆ Discuss: <ul style="list-style-type: none"> i) What is the address of your house? ii) What are the different rooms in a house?
SEPTEMBER	07	REVISION FOR HALF YEARLY EXAM	REVISION FOR HALF YEARLY EXAM	REVISION FOR HALF YEARLY EXAM
OCTOBER	13	L - 9. People and Places Around Us L - 10. Plants	<ul style="list-style-type: none"> • Paste pictures of four places near your home. • Collect the dry leaves and create any creature. 	<ul style="list-style-type: none"> • Role -Play • Story Telling on Seed Germination.
NOVEMBER	17	L -11. Animals L - 12. The Sky and Weather	<ul style="list-style-type: none"> • Make a mask of your favourite animal. • Draw a night sky and colour it. 	<ul style="list-style-type: none"> ◆ Story Telling on Animal Kingdom. ◆ Paint a beautiful rainbow on a paper plate using fingerprints. (colour according to the order - VIBGYOR)
DECEMBER	19	L -13. Moving Around L - 14. Staying in Touch L - 15. Be Healthy	<ul style="list-style-type: none"> ◆ Paste / Draw a picture of one vehicle for Land Transport, Water Transport and Air Transport. ◆ Make an envelope and stick a stamp on it. ◆ Paste/ Draw the picture of four things that keep your body clean. 	<ul style="list-style-type: none"> • How did people travel before the use of wheels? Discuss. • Act out a conversation between students using a phone's model. • Recite the rules like a poem.
JANUARY	14	L - 16. Be Safe	◆ Draw and colour a Traffic Light	◆ Learning by doing
FEBRUARY	05	REVISION FOR FINAL EXAM	REVISION FOR FINAL EXAM	REVISION FOR FINAL EXAM

Subject - Gk Prescribed Book-New Knowledge Expert with encyclopedia Book 01 Publisher - Spark Education.			
Month	No.of working days	Topics to be taught Page number	Lessons
April	17	7,8,9,10	Unit -1 (Nature) 1.Animal Names 2.Animal Homes 3.Baby Animals 4.Our green Friends
May	07	11,12,13	5.Vegetables 6.Beauty of Garden 7. Delicious Fruits
June	12	14,15,16	8.Trees and Plants Unit -2 (Language and Literature) 9.In Groups
July	24	17,18,19,20,21,22	10. Good Manners 11.Pairing Words 12. Action words 13.Fables,Tales and Rhymes 14.Round Up -1
August	21	23,24,25,26	Unit -3 (India And The World) 15.People of Our Country 16.Time to Celebrate 17.People of the World
September	07	REVISION FOR HALF YEARLY EXAMINATION	

October	13	27,28,29,30,31	18.Let Us Travel 19.Countries, Capitals and Currencies Unit -4 (Sports And Entertainment) 20. Let Us Play 21.Sports Personalities
November	17	32,33,34,35,36,37	22.Games-Indoor and Outdoor 23.Music Fun 24.Olympics and Paralympics 25.Cartoon Network 26.Round Up-2
December	19	38,39,40,41,42	Unit -5 (Science And Our Surroundings) 27.Body Parts 28.Our Senses 29.My Home 30.Different kinds of Touch
January	14	43,44,45,46,47	31.Neighbourhood Services 32.Helping Friends 33.Means of Transport 34. Road Signs 35.Round Up-3
February	05	REVISION FOR ANNUAL EXAMINATION	

Sub- Moral Science**Prescribed Books: Values for good life****Publisher: Gurukul Publication(P) Ltd.**

Months	Working Days	Chapters/Topics to be covered	Activity/Project
April	17	Lesson1. (Being honest)	1.Draw or paste the picture of Emblem. 2.Draw or paste the picture of Mahatma Gandhi.
May	07	Lesson2. (Being cheerful)	Craft:- A smile is a sign of love , care, cheer , trust , joy , hope. (Make a pot of smile)
June	12	Lesson3. (Being clean and tidy)	Poster:- How should we keep our body clean? Make a dustbin with the help of carton boxes.
July	24	Lesson4. (Love for family)	Make a family tree and paste the picture of your family members.
August	21	Revision of all the topics.	Make a first aid box with the help of shoe box.
September	07	Revision for Half Yearly Examination.	_____
October	13	Lesson5. (Love your neighbours)	Make a wall hanging and write your neighbour's name on it.
November	17	Lesson6. (Love mother nature)	1. Paste the pictures of God of fire , God of air , God of water.
December	19	Lesson7. (Love for God)	Draw or paste 'Save nature' based project on a chart paper.
January	14	Revision of all the topics.	Make puppets for showing the love for good.
February	05	Revision for Annual Examination	_____

Subject- Computer Science

PrescribedBooks:- Trackpad Ver.5.1

Publisher:- Orange Education

Writer:- Nidhi Arora

Months	No. of working days	Chapters
April	17	Ch.1 Computer- My Best Friend
May	07	Ch.2 Uses of a Computer
June	12	Periodic Assessment 1 Ch.3 Parts of a Computer.
July	24	Ch.4 Using a Keyboard and a Mouse Periodic Assessment 2
August	21	Test Sheet 1 Ch.5 Introduction to Paint
September	07	Revision for Half Yearly Examination and Assessment
October	13	Ch.6 Introduction to Tux Paint
November	17	Ch.6 Introduction to Tux Paint (Continued..) Periodic Assessment 3
December	19	Ch.7 Reasoning and Critical Thinking Ch.8 Introduction to ScratchJr
January	14	Ch.9 AI Around Us Periodic Assessment 4 Test Sheet 2
February	05	Revision for Annual Examination and Assessment

Sub: Art and Craft

MONTHS	NO. OF WORKING DAYS	BOOK WORKS (Book name: Creative Minds-2, Gangaram Prakashan) Page number and Topic	Drawing Copy Work
APRIL	17	Pg.3- Corn On The Cob, Pg.4- Pikachu Pg.5- Magical Whale, Pg.6- Winkie The Fox, Pg.7- City Car	Flowers
MAY	07	Pg.8- Fiery Dragon, Pg.9- Water House, Pg.10- Little Boy	Birds
JUNE	12	Pg.11- Candy Jar, Pg.12- Cartoon Time, Pg.13- Party hat	Animal face
JULY	24	Pg.14- The Hungry Cat, Pg.15- Beautiful Rainbow, Pg.16- Colourful Balloons	Parts of Nature
AUGUST	21	Pg.17- Pattern, Pg.18- Joe and Simba, Pg.19- Hot Air Balloon, Pg.20- Catch the Tails	Parts of Body and Independence Day
SEPTEMBER	07	Pg.21- Lazy Owl, Pg.22- Musical Jungle, Pg.23- Sunny Day	Objects drawing
OCTOBER	13	Pg.24- Barney The Turtle , Pg.25- Googly Eyed Crocodile, Pg.26- Fighting Virus, Pg.27- Little Cow, Pg.28- Grape Vine	Birds and animals in the Jungle
NOVEMBER	17	Pg.29- Healthy Fruits, Pg.30- National Bird, Pg.31- Lost in Space, Pg.32- Aluminium Robot, Pg.33- The Fox and the Crow	Flowers in the garden, Diwali poster
DECEMBER	19	Pg.34- Paper Tree, Pg.35- Water Bird, Pg.36- National Bird, Pg.37- Happy Crocodile	Christmas, Winter Season Composition
JANUARY	14	Pg.38- Rural Landscape, Pg.39- Shanu the Sheep, Pg.40- Superman, Pg.41- Toy Shopping, Pg.42- Sparkly Peacock	Republic Day, Kiting Composition
FEBRUARY	05	Revision	Revision

SUBJECT - PHYSICAL EDUCATION

- 1. Physical fitness and exercise
- 2. Respective commands practice
- 3. Sports and games

Month	No of working days	Topics to be covered
April	17	Respective commands practice
May	07	Yoga and exercise
June	12	Badminton, kho kho
July	24	Football, Rope skipping
August	21	Volleyball
September	07	Ludo and carrom
October	13	Marshall art, judo
November	17	Badminton, carrom
December	19	Preparation of annual sports
January	14	Yoga and exercise
February	05	Exercise and yoga

Subject: Music

MONTH	NO. OF WORKING DAYS	TOPICS TO BE COVERED
APRIL	17	Basic Knowledge of music related term . Practical- Alankar
MAY	07	Basic Knowledge of music related term . Practical- School Prayer and National Anthem
JUNE	12	Basic Knowledge of music related term . Practical- Kids English Rhymes with music.
JULY	24	Basic Knowledge of music related term. Practical- kanha Bhajan.
AUGUST	21	Basic Knowledge of music related term . Practical- Patriotic Song
SEPTEMBER	07	Basic Knowledge of music related term . Practical- Music Grade
OCTOBER	13	Basic Knowledge of music related term . Practical- Playing swars on Harmonium .
NOVEMBER	17	Basic Knowledge of music related term . Practical- Guru Nanak Shabad.
DECEMBER	19	Basic Knowledge of music related term . Practical-Kaharwa Taal.
JANUARY	14	Basic Knowledge of music related term . Practical- Ram Bhajan
FEBRUARY	05	Basic Knowledge of music related term . Music Grade.